


ebbett

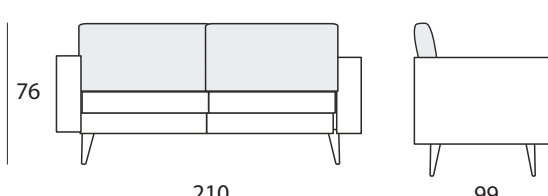
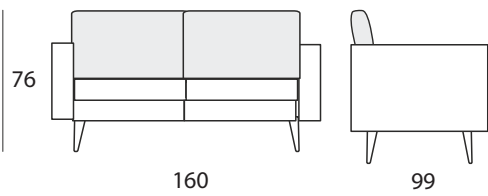
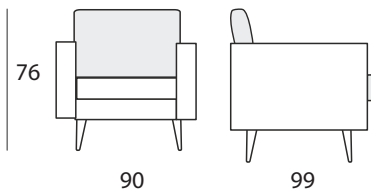




chair

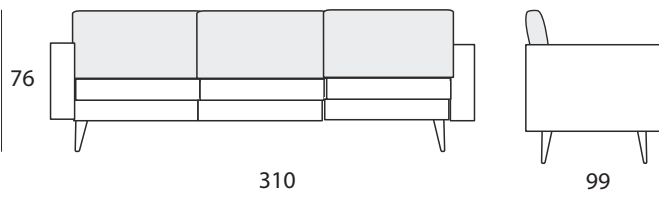
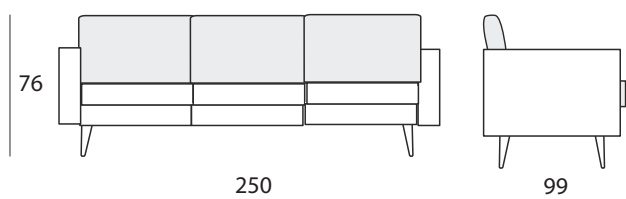
2 seat sofa / snuggler

2.5 sofa

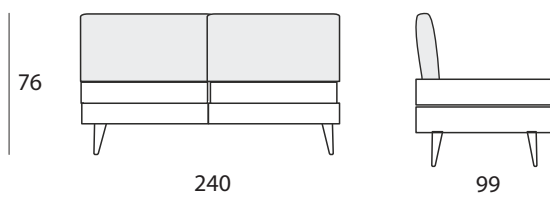


3 seat sofa

3.5 seat sofa



240 x 175 corner unit



Product Specification

Standard specification: Beech frame with a 10 year guarantee. Serpentine sprung. Foam and feather base (sits reasonably firm) and foam with fibre wrap back cushions. Buttoning on back cushions. Tapered wood legs.

Options available: Modules - all one armed as follows - 3.5 seat (300 cm); 3 seat (240 cm); 2.5 seat (200 cm); 2 seat (150 cm) and chair (90 cm). To make a chair/snuggler/sofa out of any of these section add an arm + 10 cm to the overall width. The corner module (91 cm x 91 cm) may be purchased as a standalone module or with modules attached on one or both sides to suit your space. Different cushion fillings to suit how firm/soft you want them to be. Base cushions may be buttoned if so desired.

Options available at extra cost: Bespoke sizes - depth, height and widths may be altered to your specific dimensions.

Type	Width	Height	Depth	Fabric size
240 x 175 corner unit	240	76	99	24 mts
3.5 seat sofa	310	76	99	18 mts
3 seat sofa	250	76	99	16 mts
2.5 sofa	210	76	99	15 mts
2 seat sofa / snuggler	160	76	99	12 mts
chair	90	76	99	9 mts

please note all measurements are in centimetres